



# How do I track my shipment using the QR code on my shipment receipt?



**1** Locate your shipment QR Code on your shipment copy.



**2** Open the Camera (click on the camera icon) on your mobile device (cellphone or tablet).




**3** Scan the QR code.



**4** Click on the notification / link prompt after scanning the QR Code.



**5** View the status of your shipment.



**6** Alternatively, you can track your shipment by going to ASE's homepage, click on TRACK MY BOX, and enter the tracking number

